


NEMA Stainless Steel Frame Electric Motors

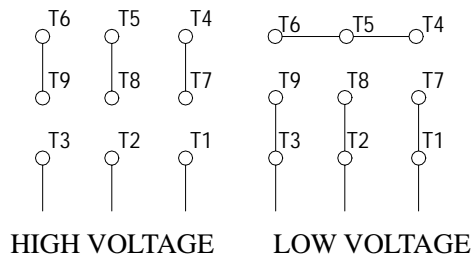


- Stainless steel all over
- Oil seal on the shaft
- Three phases, TEFC, TENV and single phase
- 56C and 145TC frame and above
- With or without base
- Efficiency as per EPACT for 1HP and above
- IP55
- High quality bearings

- 1/4HP to 2HP and 3HP to 30HP suppliable upon request
- Widely used in the food industry, pharmaceutical industry and other fields



**ISO9001
Certified**



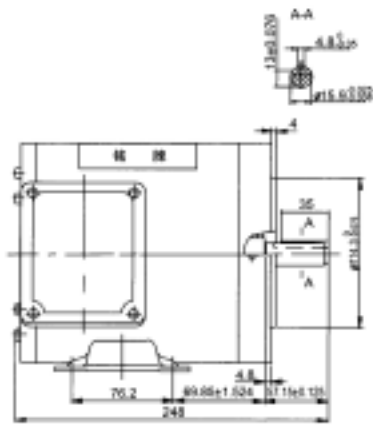
TECHNICAL DATA

Type	HP (HP)	Voltage (V)	Freq (Hz)	Current (A)	Speed (r/min)	Eff (%)	Power factor	<u>Start Torque</u> Rated Torque	<u>Start Current</u> Rated Current	<u>Max Torque</u> Rated Torque	Note
ASN5614D	1/4	208-230-460	60	0.45	1750	78	0.68	3	9	4	56C TENV
ASN5624D	1/3	208-230-460	60	0.55	1750	79	0.68	3	9	4	
ASN5634D	1/2	208-230-460	60	0.85	1750	80	0.71	2.6	7	4	
ASN5644D	3/4	208-230-460	60	1.15	1750	81.5	0.76	3	8	3.5	56C TEFC
ASN5664D	1.	208-230-460	60	1.50	1750	82.5	0.78	3.3	9	4	
ASN5674D	1.5	208-230-460	60	2.30	1750	84	0.74	2.8	8	4	
ASN5684D	2	208-230-460	60	2.85	1750	84	0.78	3.3	8	3	145TC TEFC
ASN5664D-A	1	208-230-460	60	1.50	1750	82.5	0.78	3.3	9	4	
ASN5674D-A	1.5	208-230-460	60	2.30	1750	84	0.74	2.8	8	4	
ASN5684D-A	2	208-230-460	60	2.85	1750	84	0.78	3.3	8	3	

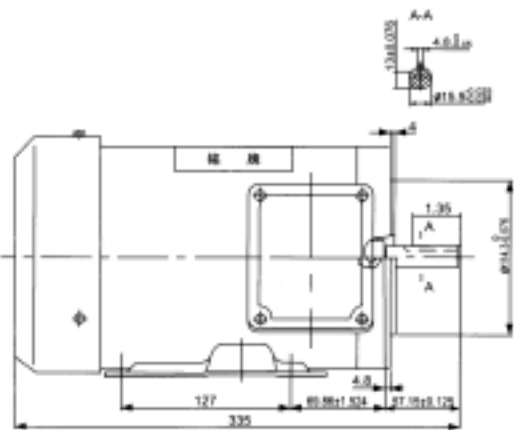
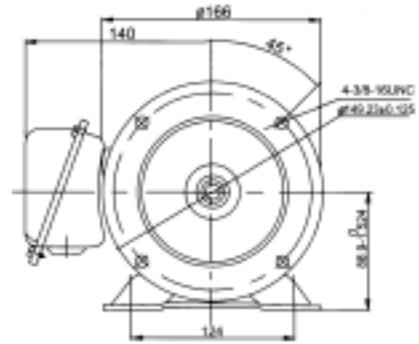
Note: The current data in sheet are for 460V

The data in the table are tested without ring

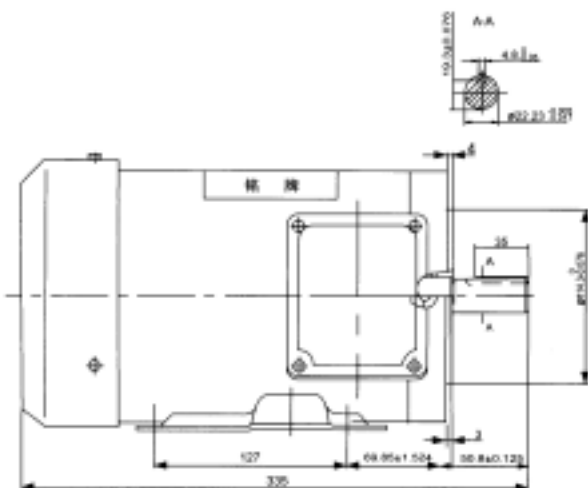
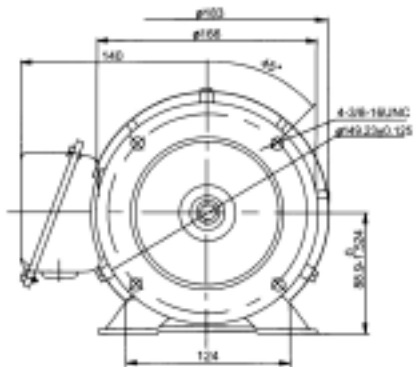
OVERALL AND MOUNTING DIMENSIONS



56C(TENV)



56C(TEFC)



145TC(TEFC)

